

Leading with Innovation

NIC Virtual Conference
November 9, 2016



Familiar Faces Action and Community Transition Program



**Moderated by:
Maureen Buell**

National Institute of
Corrections

Familiar Faces Action and Community Transition Program



Mane Martirosyan, CSW
Senior Social Worker/PA2CT
Coordinator



Kayla Brady, CSW
Senior Social Worker/F2ACT
Coordinator

Louisville Metro Department of Corrections

LMDC Data from 2015



- **Annual bookings: 32,201**
- **Average daily bookings: 89**
- **Average daily in-bed population: 1,787**
- **Average length of stay: 20 days**
- **Cost to house per day: \$76**

Poll Question

In 2006, the US Department of Justice's Bureau of Justice Statistics issued an extensive report on mental illness in American jails and prisons. According to the findings of this report, what do you think is the percentage of all people incarcerated in a local jail that have at least one mental health issue?

- A. 20-25%
- B. 30-35%
- C. 60-65%
- D. 80-85%

Familiar Faces




Homelessness and Serious Mental Illness

- According to the US Department of Housing and Urban Development's June 2010 Annual Homeless Assessment Report to Congress (2010 AHAR), on a given night in January 2010:
- **26.2%** of all sheltered persons who were homeless had a severe mental illness
- **34.7%** of all sheltered adults who were homeless had chronic substance use issues

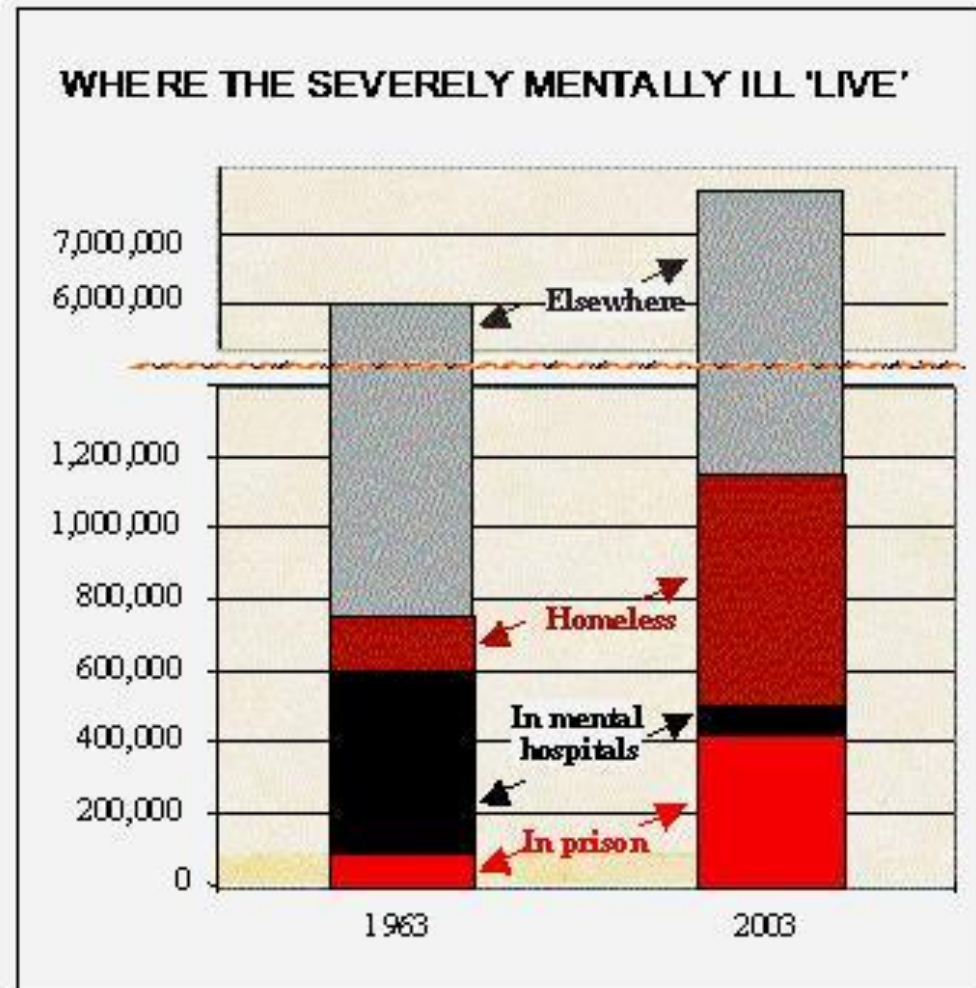
Homeless and Mentally Ill

- The number of mentally ill homeless in the U.S significantly increased during the last half of the 20th century.
- This increase can be directly attributed to America's psychiatric service policy changes away from mental hospitals toward community service.

Policy Shift

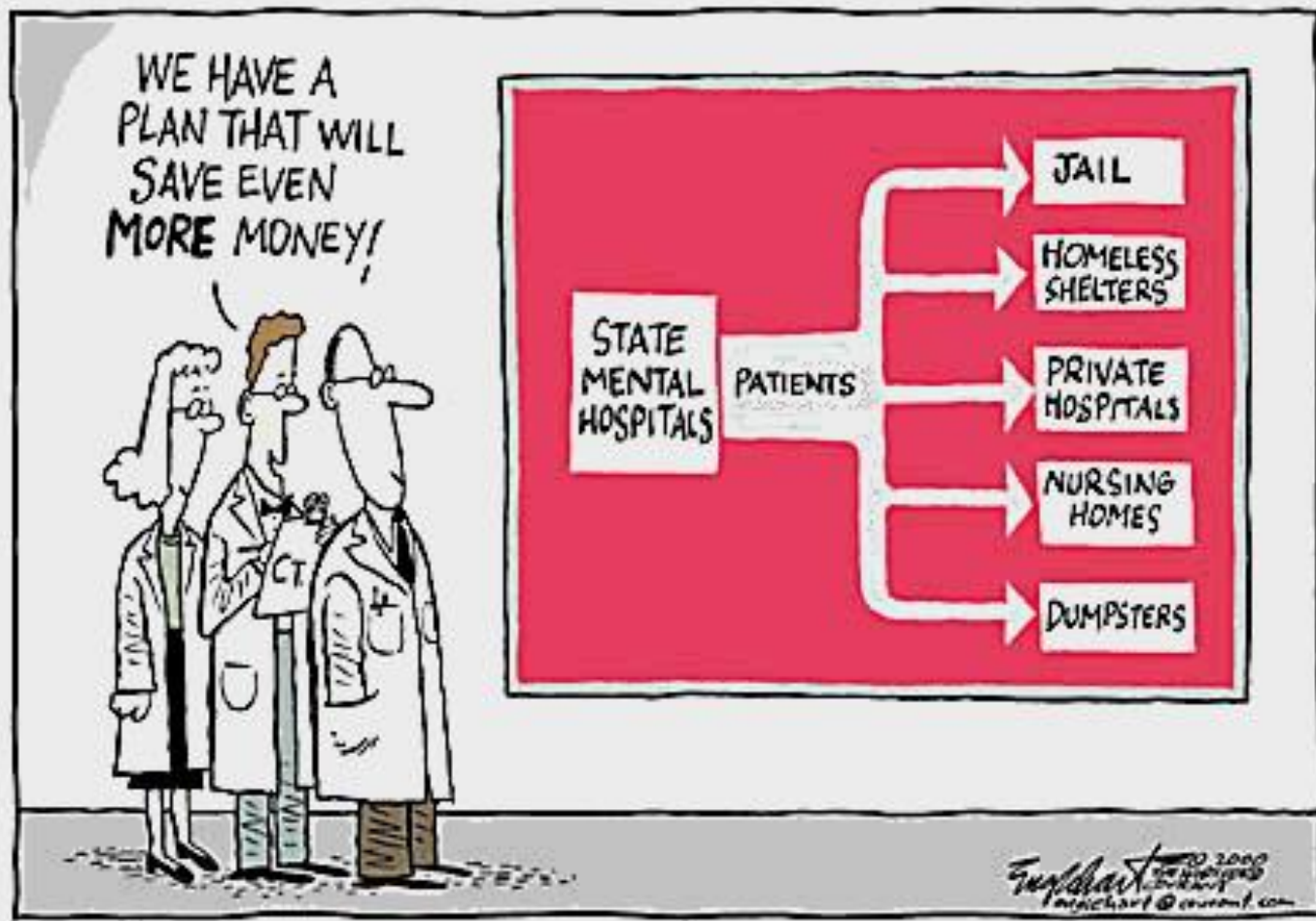


From Hospitals to Prisons and Homelessness




Sources: New York Times, PBS, National Coalition for the Homeless, Human Rights Watch

The Plan



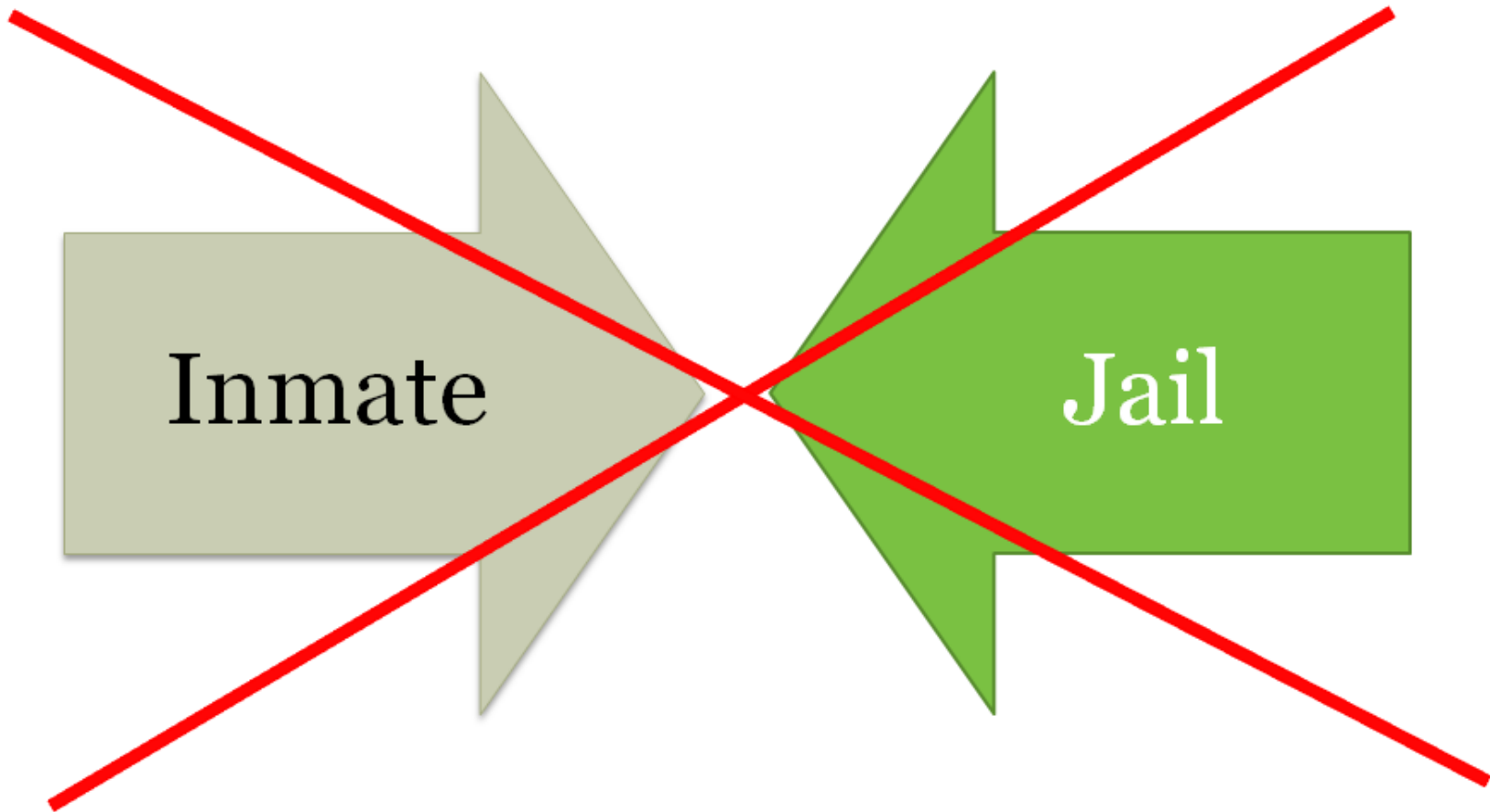
Surrogate Hospitals



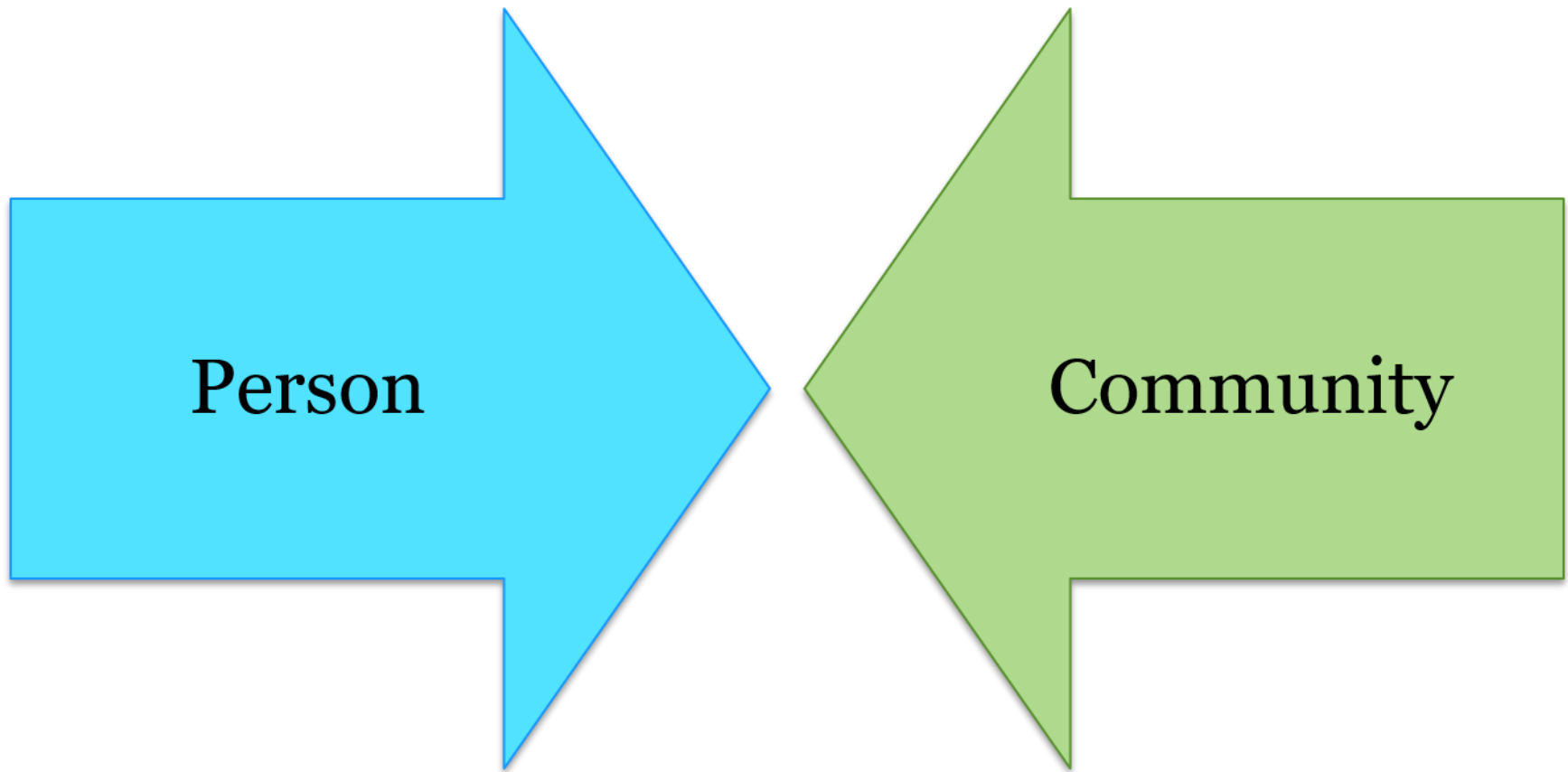
The Reality of the Familiar Face



Reducing Recidivist Outcomes



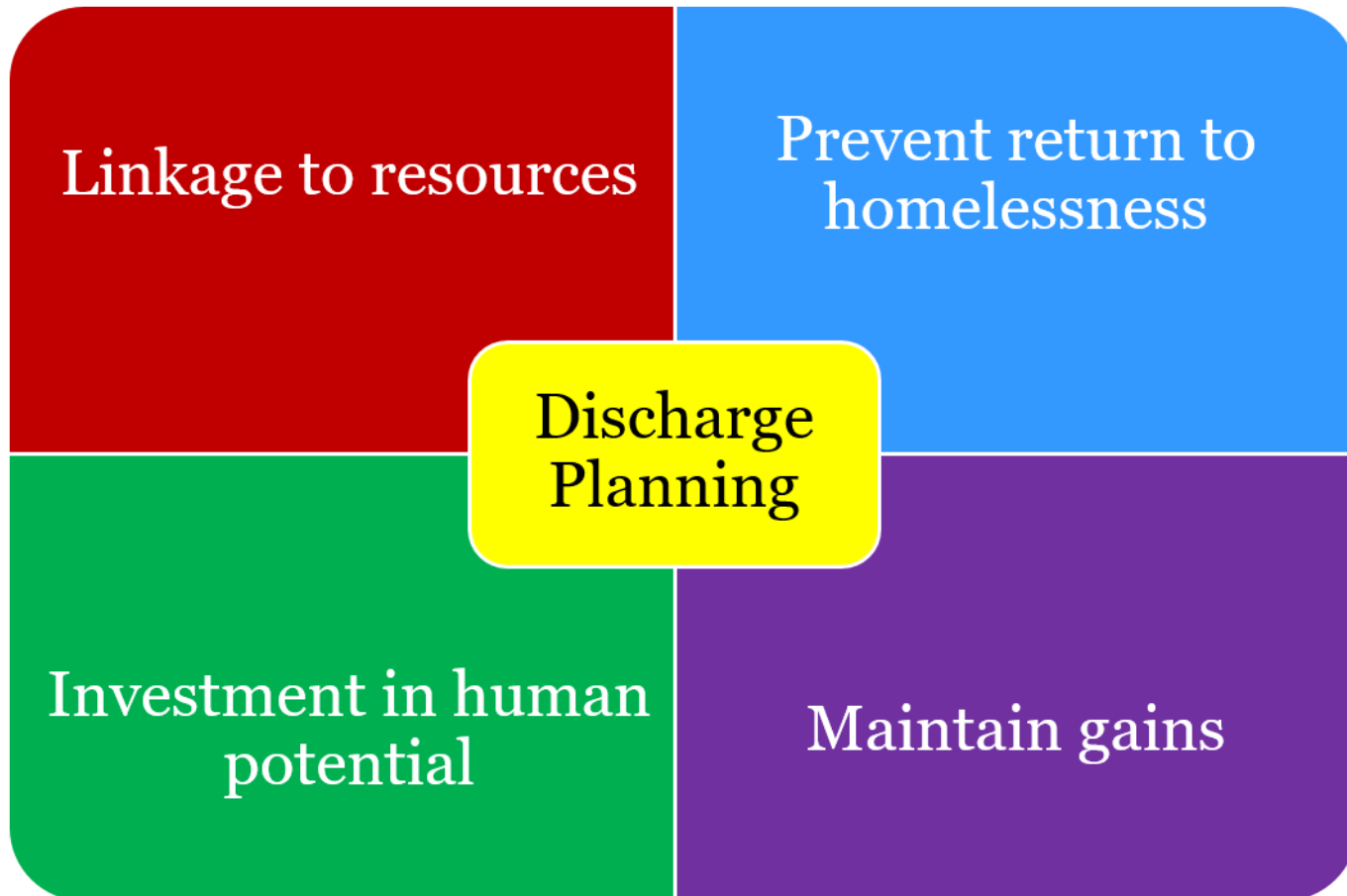
Desired Connection



Release



Benefits



Discharge Planning/Basics

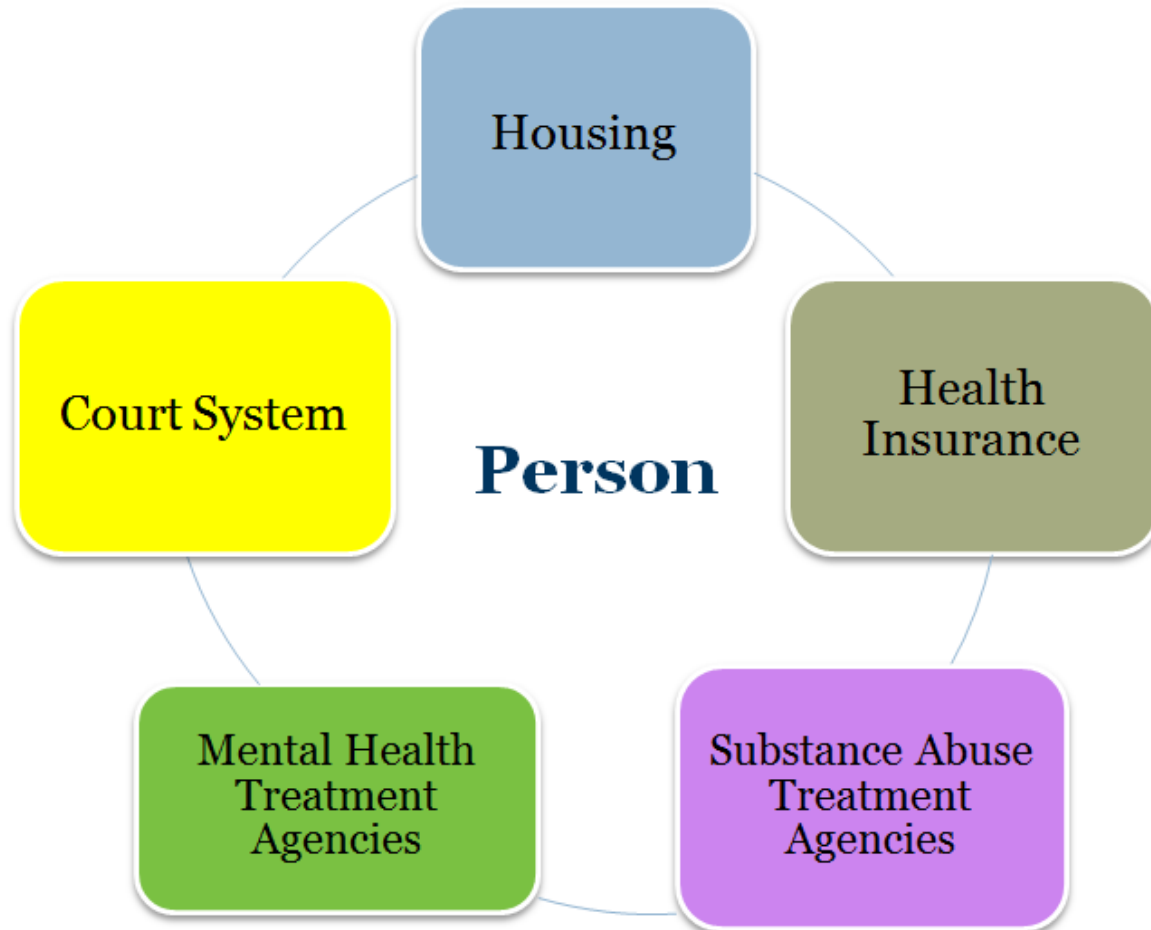
- Medication
- Backpack
- Hygiene Items
- Clothing
 - Underwear/Socks
 - Season Appropriate
 - Footwear
- Shelter/Housing
- SSI/SSDI benefits
- Health Insurance
- Public Transportation
- State ID
- Resource Handbooks



Partners

- Contracted Inmate Healthcare Provider
- Shelters/Transitional Housing
- Recovery/Treatment Programs
- The Judicial System
- Community Reentry Organizations
- Community Mental Health Providers

What it Needs to Look Like



Questions/Comments



Visit the Conference Site

The image displays the user interface for the NIC 2016 Virtual Conference. The header features the NIC logo and the text "2016 VIRTUAL CONFERENCE LEADING WITH INNOVATION". A vertical navigation menu on the left lists various features: SCHEDULE, LOBBY, PRESENTATION HALL, EXHIBIT HALL, RESOURCE ROOM, INNOVATION CHATS, DISCUSSION FORUM, CONFERENCE TUTORIALS, HELP DESK, WELCOME VIDEO, PARTICIPANT CONTACT INFO, USER PROFILE, and LOG OFF. The main content area is a virtual lobby with a large central screen displaying the NIC logo and a welcome message. Below the screen are three interactive panels: "Discussion Forum", "Conference Tutorials", and "Help Desk". A "Schedule" panel is also visible on the right. The background shows a modern conference hall with people and large circular icons representing different functions.

NIC
2016 VIRTUAL CONFERENCE
LEADING WITH INNOVATION

SCHEDULE
LOBBY
PRESENTATION HALL
EXHIBIT HALL
RESOURCE ROOM
INNOVATION CHATS
DISCUSSION FORUM
CONFERENCE TUTORIALS
HELP DESK
WELCOME VIDEO
PARTICIPANT CONTACT INFO
USER PROFILE
LOG OFF

NIC
National Institute of Corrections
Welcome to the NIC 2016 Virtual Conference
Leading with Innovation!

Discussion Forum
Conference Tutorials
Help Desk
Schedule

Welcome to the NIC 2016 Virtual Conference!